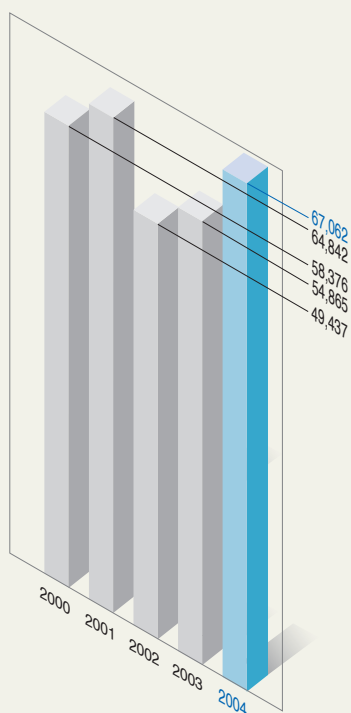



# Financial Highlights

	Millions of Yen		Thousands of U.S. Dollars
	2004	2003	2004
Net sales	¥ 67,062	¥ 54,865	\$ 634,518
Net income	2,579	1,715	24,404
	Yen		U.S. Dollars
Per share			
Net income	¥ 64.92	¥ 42.84	\$ 0.61
Cash dividends	12.00	12.00	0.11
	Millions of Yen		Thousands of U.S. Dollars
Shareholders' equity	¥ 21,082	¥ 18,909	\$ 199,471
Total assets	60,914	59,044	576,350
Capital expenditure	4,014	4,680	37,979
Depreciation and amortization	5,021	4,676	47,503

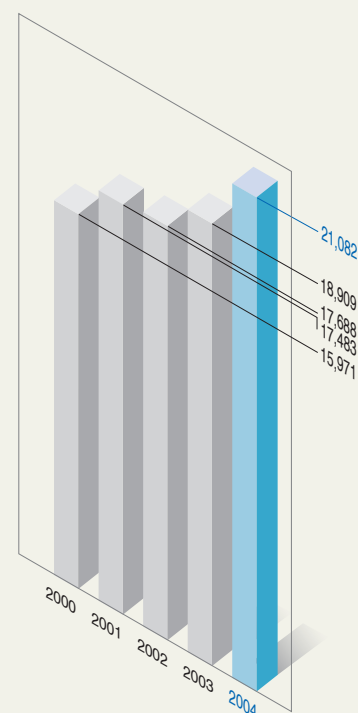
Note: U.S. Dollar amounts are translated from Japanese Yen, for convenience only, at the rate of ¥105.69 = U.S.\$1.



**Net sales**  
(Millions of Yen)



**Net income**  
(Millions of Yen)



**Shareholders' equity**  
(Millions of Yen)