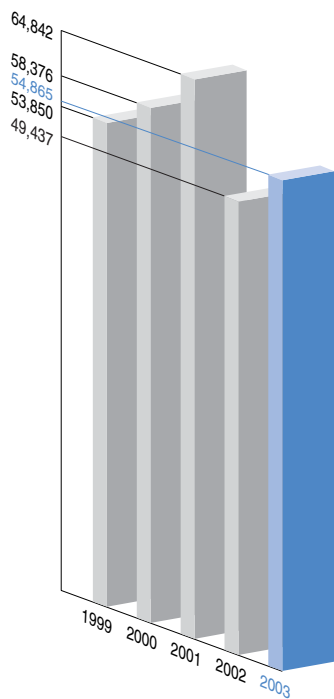


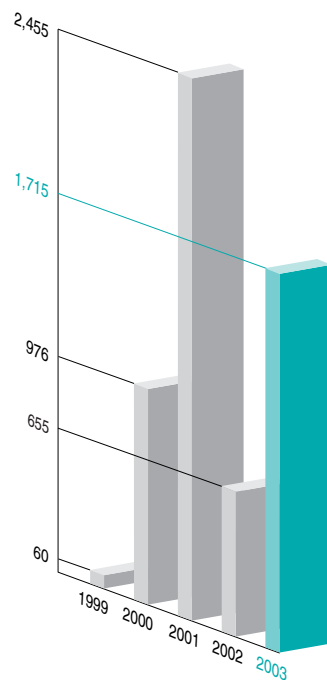
Financial Highlights

	Millions of Yen		Thousands of U.S. Dollars
	2003	2002	2003
Net sales	¥ 54,865	¥ 49,437	\$ 456,448
Net income	1,715	655	14,268
	Yen		U.S. Dollars
Per share:			
Net income	¥ 42.84	¥ 15.73	\$ 0.36
Cash dividends	12.00	10.00	0.10
	Millions of Yen		Thousands of U.S. Dollars
Shareholders' equity	¥ 18,909	¥ 17,688	\$ 157,313
Total assets	59,044	56,874	491,215
Capital expenditure	4,680	3,471	38,935
Depreciation and amortization	4,676	4,925	38,902

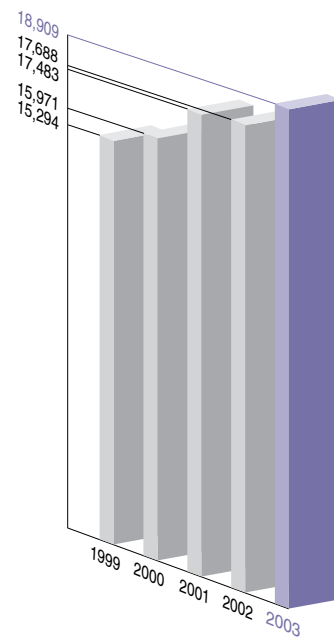
Note: U.S. Dollar amounts are translated from Japanese Yen, for convenience only, at the rate of ¥120.20 = U.S.\$1.



Net sales
(Millions of Yen)



Net income
(Millions of Yen)



Shareholders' equity
(Millions of Yen)