

# NewJRC Devices for **A**dvanced **S**pectrum **C**ontrol

**【V9 Technology】™ ASC Magnetron**

Operational performance\* for -40dB/decade -60dBc Mask

<i>Standard Magnetron</i>			
<i>P/N</i>	<i>Frequency</i>	<i>Output</i>	<i>Outline</i>
<i>MAF1610B</i>	<i>9410±30MHz</i>	<i>2kW type</i>	<i>Figure 1-1</i>
<i>MAF1611B</i>		<i>4kW type</i>	
<i>MAF1562B</i>		<i>6kW type</i>	
<i>MAF1565N</i>		<i>10kW type</i>	
<i>MAF1615B</i>		<i>12kW type</i>	
<i>M1568B</i>	<i>3050±10MHz</i>	<i>25kW type</i>	<i>Figure 1-2</i>
<i>(9M31)U/D</i>		<i>50kW type</i>	<i>-----</i>
<i>M1555</i>		<i>30kW type</i>	<i>Figure 1-3</i>
<i>(M1556)U/D</i>	<i>60kW type</i>		

( ): Under Development

\*Requires the optimization of the entire Radar microwave circuit and the modulator for V9 optimal operation

**【V9 Technology】**

Registered Trade Mark



Figure 1-1



Figure 1-2



Figure 1-3

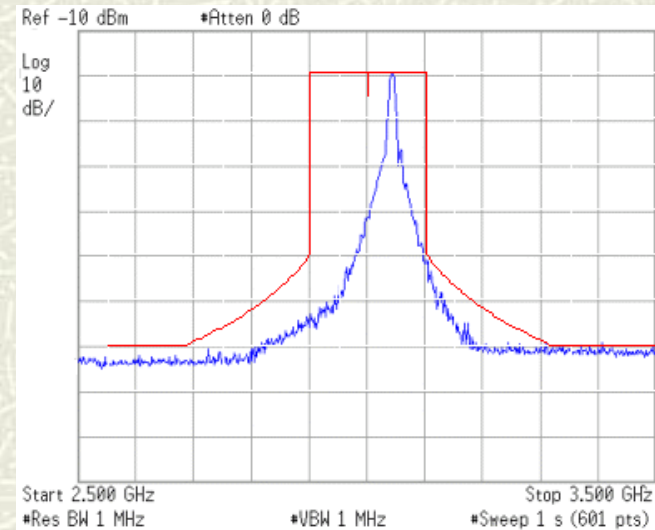
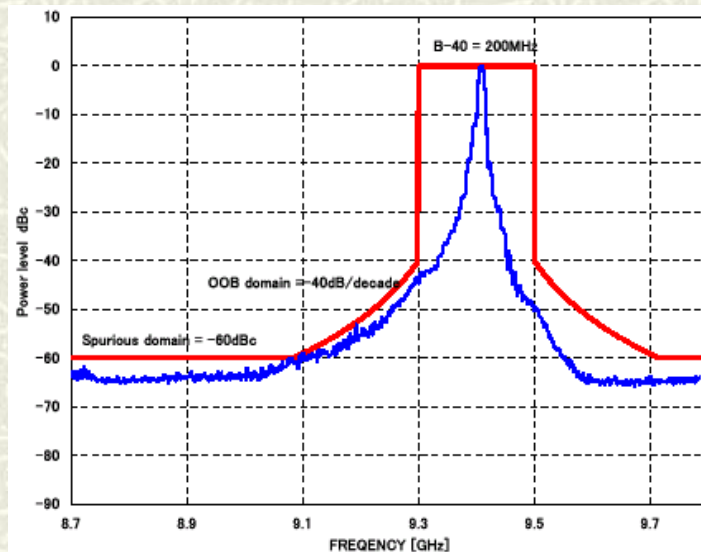
*New Japan Radio Co., Ltd.*

# NewJRC Devices for Advanced Spectrum Control

**【V9 Technology】<sup>TM</sup> ASC Magnetron**

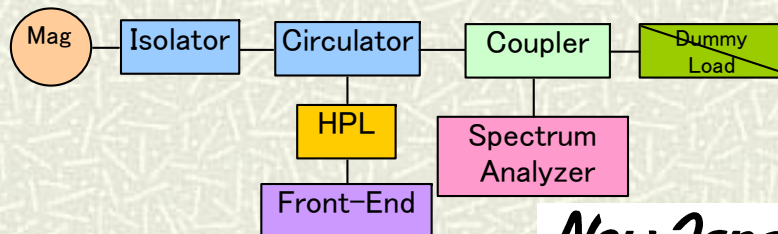
Operational performance\* for  $-40\text{dB/decade}$   $-60\text{dBc}$  Mask

## Example of Spectrum MAF1565N M1555



\*Requires the optimization of the entire Radar microwave circuit and the modulator for V9 optimal operation

### [ Measurement Circuit ]



*New Japan Radio Co., Ltd.*